



QC

QUALITY
CABINETS®

DESIGN SELECTION GUIDE





QUALITY IS MORE THAN OUR NAME. **IT'S OUR PROMISE.**

For more than 40 years, QualityCabinets has been living up to our promise: to offer the finest cabinetry, in a beautiful array of styles and colors, designed to fit any budget. From the materials we use, to the artisans who craft our cabinetry, we're committed to the delivering most value and achieving the highest standards in everything we build.

And with every QualityCabinets product backed by a 10-year limited warranty, you can count on that promise for years to come.

QUALITY CONSTRUCTION / Page 4

DOOR FINISHES / Page 6-7

DOOR STYLES / Pages 8-29

PERSONALIZED SOLUTIONS / Pages 30-31



QUALITY CABINETS®

DURABLE CONSTRUCTION



BUILT TO LAST

Our cabinetry meets or exceeds industry construction and performance standards.




QUALITY CONSTRUCTION

Base cabinets and vanities use I-Beam supports to keep your cabinets square for the best installation.



DURABLE FINISH

Multi-step finishing system provides added value with a protective topcoat to resist scratching and stains.



SOFT-CLOSING FUNCTIONALITY

SoftAction™ six-way adjustable soft-closing door hinges to help ensure precise alignment and reduced noise for years to come.



SOFT-CLOSING DRAWERS

Drawers available in full-extension, solid wood dovetail craftsmanship with drawer glides featuring the SoftAction design to reduce noise and pinched fingers. Talk to your designer about this upgrade option.




For complete warranty details, visit www.qualitycabinets.com

WOOD TYPE




MAPLE (M)

Maple is versatile and takes color quite well, making it a very popular choice. It has a fine uniform grain and, overall, is a very consistent wood type.



OAK (O)

Oak is a heavy, hard wood, that has a coarse, noticeable grain. It provides dramatic lines that can play quite differently depending on the finish color chosen.



CHERRY (C)

Cherry has a fine-to-medium grain and is moderately hard and heavy. While it often has a deep color, it can vary depending upon your choice of stain.



LAMINATE (LM)

Laminate is a thermo-plastic polymer wrap that is applied to engineered wood or Medium Density Fiberboard (MDF). This cabinetry gives you a uniform appearance.

OVERLAY TYPE



FULL OVERLAY

Overlay is the amount of the face frame covered by the cabinet door. A full overlay draws attention to the door and drawer design, creating a more seamless look.



PARTIAL OVERLAY

A partial overlay usually reveals about one inch of face frame around the door. A partial overlay creates an attractive, traditional look. Partial overlays usually cost less than full overlays.

CENTER PANEL PROFILE



RAISED

In a raised panel door, the center of the panel is higher than its edges. This style is used to create square door styles.



RECESSED

A flat panel held inside the perimeter of a door. A flat panel recesses between the stiles and rails.

DRAWER FRONT TYPE



SOLID DRAWER FRONT

The traditional, yet stylish look of a solid drawer front complements a wide range of designs. This simple design allows you to get creative with a variety of wood grain and color selections.



5-PIECE DRAWER FRONT

5-piece drawer fronts are constructed in similar fashion to doors, having a frame and center panel. 5-piece drawer fronts are more expensive because they require added craftsmanship and provide design details that mirror the style of the door, adding value to the overall style of the cabinetry.

Carefully selecting your overlay style, center panel and drawer front creates a design unique to your home. These design choices make the difference between a traditional styling or a sleek, modern design.

STAINED FINISHES

MAPLE STAINS



Natural



Sable



Boardwalk



Steel Grey



Pecan



Basalt



Kona



Dusk

MAPLE STAINS WITH HIGHLIGHTS



Natural with
Java Highlight



Sable with
Ebony Highlight

Adding color to your cabinetry can bring your entire room to life. Colors can range from light amber to a deep java, each of which gives your cabinetry a unique look and personality. Carefully consider your color choice to ensure that it matches the overall feel that you want for your room.

OAK STAINS



Natural



Amaretto



Pecan



Kona

CHERRY STAINS




Amaretto



Pecan

CHERRY STAIN WITH HIGHLIGHTS



Amaretto with
Java Highlight

PAINTED FINISHES

PAINTS*



Cotton

Chiffon

Mist

Shale

Graphite

Nightfall

PAINTS* WITH HIGHLIGHTS



Cotton with
Tuscan Highlight

Chiffon with
Tuscan Highlight

Mist with
Tuscan Highlight

Shale with
Ebony Highlight

Graphite with
Tuscan Highlight

Nightfall with
Ebony Highlight



Cotton with
Java Highlight

Chiffon with
Desert Highlight

Mist with
Desert Highlight

Shale with
Desert Highlight

Graphite with
Desert Highlight

LAMINATE



White

Grey

*A painted drawer front or door material may be made of a paint grade substrate to help ensure a consistent and stable product. Actual colors may vary slightly due to printing limitations. Not every finish is available in every door style. To see the full range of products visit www.qualitycabinets.com.

DOOR STYLES

FULL OVERLAY



FELIX (M,C)
solid slab drawer front is standard



GALVESTON (M)
solid slab drawer front is standard



PETERSON (M,C)
solid slab drawer front is standard



REAGAN (M)
solid slab drawer front is standard



TOBIN (M)
solid slab drawer front is standard

PARTIAL OVERLAY



GABRIEL (M)



McGRATH (M)
solid slab drawer front is standard



SHAY (M,O,C)



SKYLAR (M,O,C)



VALEN (LM)
solid slab drawer front is standard



Cabinet doors are a defining feature of your cabinetry. They are often the first thing you and your guests notice when admiring your cabinetry.

The QualityCabinets™ line features an array of door styles to meet your design needs and stand the test of time.

FELIX | Maple Steel Grey





FELIX

Wood Types: Maple*, Cherry
Overlay: Full
Center Panel: Raised Veneer
Standard Drawer Front: Solid Slab
Optional: 5-Piece Drawer Front

MAPLE STAINS



Natural



Boardwalk



Steel Grey



Sable



Pecan



Basalt



Kona



Natural with
Java Highlight



Sable with
Ebony Highlight



Dusk

CHERRY STAINS



Amaretto



Amaretto with
Java Highlight



Pecan

PAINTS*



Cotton



Chiffon



Mist



Shale



Graphite



Nightfall



Cotton with
Tuscan Highlight



Chiffon with
Tuscan Highlight



Mist with
Tuscan Highlight



Shale with
Desert Highlight



Graphite with
Tuscan Highlight



Nightfall with
Ebony Highlight



Cotton with
Java Highlight



Chiffon with
Desert Highlight



Mist with
Desert Highlight



Shale with
Ebony Highlight



Graphite with
Desert Highlight

*A painted drawer front or door material may be made of a paint grade substrate to help ensure a consistent and stable product. Actual colors may vary slightly due to printing limitations. Not every finish is available in every door style. To see the full range of products visit www.qualitycabinets.com.

GABRIEL | Maple Sable





GABRIEL

Wood Types: Maple*
 Overlay: Partial
 Center Panel: Recessed Veneer
 Standard Drawer Front: Solid Slab

MAPLE STAINS



Natural



Boardwalk



Steel Grey



Sable



Pecan



Basalt



Kona



Natural with
Java Highlight



Sable with
Ebony Highlight



Dusk

PAINTS*



Cotton



Chiffon



Mist



Shale



Graphite



Nightfall



Cotton with
Tuscan Highlight



Chiffon with
Tuscan Highlight



Mist with
Tuscan Highlight



Shale with
Desert Highlight



Graphite with
Tuscan Highlight



Nightfall with
Ebony Highlight



Cotton with
Java Highlight



Chiffon with
Desert Highlight



Mist with
Desert Highlight



Shale with
Ebony Highlight



Graphite with
Desert Highlight



Create a multi-dimensional space by placing taller wall cabinets along existing soffits or duct work. Open shelving keeps the look light and airy without losing needed wall cabinet storage space.

For more inspiration and design ideas, visit www.qualitycabinets.com

*A painted drawer front or door material may be made of a paint grade substrate to help ensure a consistent and stable product. Actual colors may vary slightly due to printing limitations. Not every finish is available in every door style. To see the full range of products visit www.qualitycabinets.com.







GALVESTON

- Wood Types: Maple*
- Overlay: Full
- Center Panel: Recessed Veneer
- Standard Drawer Front: Solid Slab
- Optional: 5-Piece Drawer Front

MAPLE STAINS



PAINTS*



« **PERSONALIZE YOUR SPACE (LEFT)**
 Pair a colorful island with warm wood cabinets for a bold pop of personality.

For more inspiration and design ideas, visit www.qualitycabinets.com

*A painted drawer front or door material may be made of a paint grade substrate to help ensure a consistent and stable product. Actual colors may vary slightly due to printing limitations. Not every finish is available in every door style. To see the full range of products visit www.qualitycabinets.com.





McGRATH

Wood Types: Maple*
 Overlay: Partial
 Center Panel: Recessed Veneer
 Standard Drawer Front: Solid Slab

MAPLE STAINS



Natural



Boardwalk



Steel Grey



Sable



Pecan



Basalt




Kona



Dusk

PAINTS*



Cotton



Chiffon



Mist



Shale



Graphite



Nightfall



GLASS INSERTS WITH MATCHING INTERIOR

Style your kitchen seamlessly with matching interiors on cabinets with glass inserts. Avoid color clutter by carrying the cabinet finish throughout the look for a beautiful backdrop to display your dishes or decorative features.

For more inspiration and design ideas, visit www.qualitycabinets.com

*A painted drawer front or door material may be made of a paint grade substrate to help ensure a consistent and stable product. Actual colors may vary slightly due to printing limitations. Not every finish is available in every door style. To see the full range of products visit www.qualitycabinets.com.

PETERSON | Graphite





PETERSON

Wood Types: Maple*, Cherry
Overlay: Full
Center Panel: Recessed Veneer
Standard Drawer Front: Solid Slab
Optional: 5-Piece Drawer Front

MAPLE STAINS



Natural



Boardwalk



Steel Grey



Sable

CHERRY STAINS



Amaretto



Pecan



Pecan



Basalt



Kona



Dusk

PAINTS*



Cotton



Chiffon



Mist



Shale



Graphite



Nightfall



CLASSIC CHIMNEY WALL HOOD WITH ANSEL CORBEL

Good ventilation is a must in the kitchen, especially when upgrading appliances to larger, professional-grade products. Opt for a wall hood that matches your cabinetry and creates a stunning focal point.

For more inspiration and design ideas, visit www.qualitycabinets.com

*A painted drawer front or door material may be made of a paint grade substrate to help ensure a consistent and stable product. Actual colors may vary slightly due to printing limitations. Not every finish is available in every door style. To see the full range of products visit www.qualitycabinets.com.

REAGAN | Cotton





REAGAN

- Wood Types: Maple*
- Overlay: Full
- Center Panel: Recessed Veneer
- Standard Drawer Front: Solid Slab
- Optional: 5-Piece Drawer Front

MAPLE STAINS



Natural



Boardwalk



Steel Grey



Sable



Pecan



Basalt



Kona



Natural with
Java Highlight



Sable with
Ebony Highlight



Dusk

PAINTS*



Cotton



Chiffon



Mist



Shale



Graphite



Nightfall



Cotton with
Tuscan Highlight



Chiffon with
Tuscan Highlight



Mist with
Tuscan Highlight



Shale with
Ebony Highlight



Graphite with
Tuscan Highlight



Nightfall with
Ebony Highlight



Cotton with
Java Highlight



Chiffon with
Desert Highlight



Mist with
Desert Highlight



Shale with
Desert Highlight



Graphite with
Desert Highlight



DEEP SINK BASE (LEFT)

Form and function come together in a Deep Sink base, bringing a distinct style to your kitchen and making clean up a snap.

For more inspiration and design ideas, visit www.qualitycabinets.com

*A painted drawer front or door material may be made of a paint grade substrate to help ensure a consistent and stable product. Actual colors may vary slightly due to printing limitations. Not every finish is available in every door style. To see the full range of products visit www.qualitycabinets.com.

SHAY | Maple Steel Grey



For more inspiration and design ideas, visit www.qualitycabinets.com




SHAY

Wood Types: Maple*, Cherry, Oak
Overlay: Partial
Center Panel: Raised Veneer
Standard Drawer Front: Solid Slab
Optional: Arch


MAPLE STAINS




OAK STAINS



CHERRY STAINS



PAINTS*



*A painted drawer front or door material may be made of a paint grade substrate to help ensure a consistent and stable product. Actual colors may vary slightly due to printing limitations. Not every finish is available in every door style. To see the full range of products visit www.qualitycabinets.com.

SKYLAR | Mist



QC[®]



SKYLAR

Wood Types: Maple*, Cherry, Oak
 Overlay: Partial
 Center Panel: Recessed Veneer
 Standard Drawer Front: Solid Slab

MAPLE STAINS



Natural



Boardwalk



Steel Grey



Sable



Pecan



Basalt



Kona



Natural with
Java Highlight



Sable with
Ebony Highlight



Dusk

OAK STAINS



Natural



Amaretto



Pecan



Kona

CHERRY STAINS



Amaretto



Pecan

PAINTS*



Cotton



Chiffon



Mist



Shale



Graphite



Nightfall



Cotton with
Tuscan Highlight



Chiffon with
Tuscan Highlight



Mist with
Tuscan Highlight



Shale with
Ebony Highlight



Graphite with
Tuscan Highlight



Nightfall with
Ebony Highlight



Cotton with
Java Highlight



Chiffon with
Desert Highlight



Mist with
Desert Highlight



Shale with
Desert Highlight




Graphite with
Desert Highlight

*A painted drawer front or door material may be made of a paint grade substrate to help ensure a consistent and stable product. Actual colors may vary slightly due to printing limitations. Not every finish is available in every door style. To see the full range of products visit www.qualitycabinets.com.

TOBIN | Shale





TOBIN

Wood Types: Maple*
Overlay: Full
Center Panel: Recessed Veneer
Standard Drawer Front: Solid Slab
Optional: 5-Piece Drawer Front

MAPLE STAINS



Natural



Boardwalk



Steel Grey



Sable



Pecan



Basalt



Kona




Dusk

PAINTS*



Cotton



Chiffon



Mist



Shale



Graphite



Nightfall



WALL MICROWAVE CABINET

A countertop microwave eats up valuable counter space. Reclaim your workspace and make meal prep more efficient by integrating your microwave with a wall microwave cabinet.

For more inspiration and design ideas, visit www.qualitycabinets.com

*A painted drawer front or door material may be made of a paint grade substrate to help ensure a consistent and stable product. Actual colors may vary slightly due to printing limitations. Not every finish is available in every door style. To see the full range of products visit www.qualitycabinets.com.

VALEN | Grey
PETERSON | Nightfall





VALEN

- Wood Types: Laminate
- Overlay: Full
- Center Panel: Recessed
- Standard Drawer Front: Solid Slab
- Optional: 5-Piece Drawer Front

LAMINATE



White



Grey

Modernize your living spaces with on-trend White and Grey shaker styling. Valen looks fantastic in a two-toned kitchen or as a stunning single-color kitchen with ultimate uniformity. Laminate offers durability and easy maintenance in a busy kitchen.



TALL PANTRY CABINET

Tall pantry cabinets provide plenty of space to store kitchen necessities, right where you need them most. When used to enclose the refrigerator, the additional storage doubles as an extra design feature, an elegant combination of beauty and function.

For more inspiration and design ideas, visit www.qualitycabinets.com

PERSONALIZED SOLUTIONS

For more accessories, visit www.qualitycabinets.com



DELUXE ROLL-OUT TRAYS



MESSAGE CENTER WALL



TRAY DIVIDER ROLL-OUT



BASE WASTEBASKET TOP MOUNT



BASE PULL-OUT



FOIL BOX RACK KIT



CUTLERY DIVIDER



BASE SWING-OUT SHELVES



BASE CORNER REVOLVING

To see all available personalized solutions, visit www.qualitycabinets.com

CONSTRUCTION OPTIONS

You can make a variety of upgrades that can help enhance your cabinetry.



PLYWOOD END PANEL OPTION

Upgrade to ½" plywood for added strength and an exceptional look.



ALL-PLYWOOD CONSTRUCTION OPTION

Upgrade further to include plywood throughout the cabinet construction. Upgrade includes ½"-thick, furniture-grade plywood end panels.



DOVETAIL


Dovetails are the strongest of all joints. These two-part joints are constructed of interlocking wedge-shaped elements called **pins** and **tails** that resist the forces applied to the joint. This joint looks attractive, adding a special decorative quality to any cabinet.

COREGUARD® SINK BASE

A study revealed that 35% of consumers have experienced under-sink damage. The QualityCabinets innovation team has taken this common problem and created a game-changing solution: the CoreGuard Sink Base Cabinet.

Designed to resist damage from minor leaks, spills and stains, our CoreGuard Sink Base Cabinet allows for simple cleanup, is available with a utility tray option, comes fully assembled, and can be installed just like a standard sink base.

Learn more about the CoreGuard Sink Base Cabinet at QualityCabinets.com.



COREGUARD®
SINK BASE

HOW IT WORKS:

1. Engineered polymer sides, back and floor help resist damage caused by spilled liquids and stains.
2. Raised ribs on the cabinet floor helps to keep stored items dry.
3. The cabinet floor is slightly inclined to direct flow to front of cabinet for easier detection.
4. A protective lip overlaps the bottom cabinet rail.
5. The cabinet has no center rail in between the doors, making access to the cabinet interior easier.



QUALITY CABINETS®

Discover cabinetry options and
personalized solutions at
[qualitycabinets.com](https://www.qualitycabinets.com)

Actual colors may vary slightly due to printing limitations. For full color accuracy, please visit your QualityCabinets™ cabinetry professional. Construction and assembly methods may vary from what is shown in samples and imagery, but do not affect performance standards of products.

Printed in the USA

QC-FLCAT 0820

